




CREW	Proficient (9+2)	
COMMUNICATIONS	8	
COMPUTERS	9	
COMMAND	4	
CONN	3	
VALUES	Sense And Broadcast Feelings Self-Defense Through Overwhelming Emotions	
SPECIAL RULES		
EMPATH: See Betazoid Talent (Core Rulebook, p.105)		
AWARENESS	6	Empathic

TRAITS	as Species	
ENGINES	9	POWER 9
SENSORS	10	
SECURITY	2	SCALE 9
ENGINEERING	3	RESISTANCE 9
	SHIELDS	
	= 2 + STRUCTURE <input type="checkbox"/>	
ATTACKS		
Gravity Pulse 11 ▲		
Energy, Range Close, Area/Spread, High-Yield		
Intense Graviton Beam 12 ▲		
Energy, Range Medium, Piercing 2, Devastating		
ENERGY	6	Graviton

CATEGORY	Major NPC	
STRUCTURE	12	IMMUNITIES Cold, Heat, Disease, Poison, Vacuum
WEAPONS	6	
SCIENCE	4	
MEDICINE	1	
FOCUSES	Tectonics Gravitational Sensing	
SPECIAL RULES		
INVULNERABLE (STAGGERED): The Planetoidal Entity resembles a planet or asteroid, and is typically massive. It also takes Stress equal to its Structure to inflict an Injury, instead of 5.		
MORPHOLOGY	6	Planetoidal